




# Black Sheep Handspinners Guild Newsletter

No. 127- March 1990

Editor: Shelly Reif, 4360 McIntyre Rd.,  
Trumansburg, N.Y. 14886 607/387-6760



---

The Guild coffeepot is still missing. If you have information leading to its whereabouts, please call one of the officers! We miss it!

## UPCOMING MEETINGS \*\*\* Varna Community Center

March 10, noon: A spin-in! Do we really ever get enough time to catch up with each other? Bring your show-and-tell items as well as ideas for our T-shirt logo and Market Day (see below). In addition, Anne Furman will be distributing weighed portions of dyed fleece for Market Day afghan swatches (see below and page 7).

May program will feature Susie Hokanson, weaver of beautiful clothing and rugs.

## REPORT ON FEBRUARY MEETING \*\*\*

Discussion about T-shirts and Market Day, baby handling, a lot of squawking, and yes, some spinning, too. Debbie Miller auctioned off many beautiful older magazines from our library's collection. Now there's room for more...

## CELIA QUINN WORKSHOPS\*\*\*

By the time you read this, Nancy Morey should have received your check for the workshops you plan to attend. If not, please get those checks in the mail! Nancy informs me that there are still a couple of places in the Comprehensive Spinning Workshop, and more spaces in the Spinning to Specifications, Playing with Plies, and Cotton Spinning ones. If you've been thinking about taking one or more workshops but haven't got around to making arrangements yet, get in touch with Nancy to reserve your spot ASAP. NOTE: The Comprehensive Spinning Workshop (March 30, 31, and April 1) will be held at the Ellis Hollow Community Center, which boasts a small kitchen with a refrigerator that we can put our lunches in. The next weekend's workshops will be held in Varna.

## MARKET DAY\*\*\* Yvonne LaMontagne, Market Day Coordinator

Market Day has been set for June 24th at 4H Acres and it's time to start thinking about how you can contribute to helping make this a successful day. There will be two afghans this year, one from natural-colored fleece and one from dyed fleece. Ellie May will be in charge of the natural-colored afghan and Ann Furman will supply the dyed fleece as well as be in charge of the overall project. Information on swatches is on page 7. We might also like to sell handspun at the guild table, so think about selling some of your wares at the table in June.

There was a bit of discussion at the February meeting on what Market Day might provide to interest the children and those who attend who are not serious spinners. The big suggestion here was a sheep to shawl exhibit. Anyone interested in working on this? We could raffle the finished product. Would we be interested in having a contest or just an exhibition?

Other suggestions for exhibits included sheep shearing, indigo dying, great wheel spinning, a beginners spinning corner, and animals. Any suggestions here on

interesting exhibits for Market Day goers? Please contact Yvonne at 272-3204 or bring your ideas to the March meeting.

We will need volunteers for these exhibits as well as for setup, cleanup, the guild table, raffle tickets, signs, parking, and overseeing the large and small pavillions. A sign up sheet will be passed around at the March meeting.

### T-SHIRTS\*\*\* Nancy Wilson

We can have silk-screened T-shirts made for BSHG. The cost would be \$5 per heavy weight cotton short-sleeve shirt (I'll look into long-sleeved price) plus \$15 per color in the silk screen. **WE NEED IDEAS FOR DESIGNS. BRING YOUR IDEAS TO THE MARCH MEETING!**

### OUT AND ABOUT\*\*\*

On Sunday, Nancy Demjanec and I had a glorious opportunity to spend the day at Kay Stickane's house watching Elizabeth Zimmerman knit. Whew! Kay had rented EZ's Knitter's Workshop videos (all six hours) and invited us to share them and brunch with her and her sister-in-law Marsha. It was, as Kay says, like having a new grandmother. And what a grandmother! At various times during the programs, she was literally hidden from view under the mound of sweaters that she would pile up on her lap, one at a time, displaying over 40 years of her treasures. This is serious stuff! Thanks to the videos, I now understand the mysterious "SSK" and am hot to knit (and cut open) an aspen leaf sweater.


### TREASURER'S REPORT FOR 1989\*\*\* Nancy Wilson

Item	Credit	Debit	Profit
Wheel rental & sale	\$110.00		
Carder rental	35.00		
Membership	662.00		
Beginner workshop	64.00	25.00	39.00
Flax workshop	182.50	133.00	49.50
Hall rental		260.00	
Rock Day		14.00	
Market Day	471.00	161.28	309.72
Magazine subscriptions (some 2 yr. renewals)		98.40	
Critique speaker		45.00	
Newsletter ads	44.00		
Newsletter postage		227.38	
Newsletter printing		217.64	

Note: Total cost of newsletter is \$401.02.

#### Administrative

Phone calls	11.74
Postage	6.00
Printing	14.79
PO Box rental	28.00
Insurance	119.00
Misc. (awards, rummage sale ad., etc.)	95.22



Also, I collected \$79.00 for magazines auctioned at the February meeting. Anyone who still owes money may bring it to the March meeting.



## BSHG 1990 Member Skills and Animals\*\*\*

Charlotte Altmann, Alissa Altmann	Spinner, weaver, dyer, knitter, sheep
Debbie Benzer	Spinner, weaver, dyer, knitter, angora rabbits, spinnable dog
Doris Brown	Spinner, weaver, dyer, knitter
Marie Bryhan	Spinner, dyer, knitter, raises sheep
Madeleine Capuano-Graham	Spinner, knitter, crocheter, needlepoint
Vernice Church	Spinner, knitter
Amy Cook	Spinner, weaver, dyer, knitter, sheep, flax, angora rabbits, angora goat
Jean Currie	Spinner, dyer, knitter, sheep
Nancy Demjanec	Spinner, knitter, dyer, raises sheep
Christina Hilton Fenn	Spinner, knitter, sheep, angora rabbits, angora goats
Gail Fulkerson	Spinner, dyer, knitter, sheep, llamas, cotton, angora rabbits, spinnable dog and cat
Anne Furman	Spinner, knitter, spins frog hair
Carolynne Gieryn	Spinner, knitter
Sharon Gombas	Spinner, weaver, knitter, sheep, angora rabbits, camel
Kay Goodman	Spinner, weaver, knitter
Marianne Horchler/The Woolery/	Spinner, weaver, dyer, crocheter, machine knitter, sells all fibers, spinning & weaving supplies
Dorothy Huey	Spinner, knitter, crocheter, chair caner, interested in intro workshop
Daisy Kirkpatrick	Spinner, weaver, dyer, knitter
Joan Koster	Spinner, weaver, dyer, sheep
Jill Lott	Spinner, weaver, dyer, crocheter, angora rabbits, angora goats, spinnable dog
Alison Lovejoy	Spinner, weaver, knitter, spinnable dog
Val Luce	Spinner, knitter, crocheter, sheep
Eleanor May	Spinner, weaver, dyer
Lisa Ann Merian	Spinner, weaver, dyer, knitter, sheep, dye plants, flax, angora rabbits, angora goats, spinnable dog
Deb Miller	Spinner, dyer, knitter, spinnable dog
Cindy Mitchell	Spinner, knitter, sheep, angora rabbits
Yvonne La Montagne	Spinner, knitter, crocheter
Nancy Morey	Spinner, weaver, dyer, knitter, crocheter, Shadeyside Farm, sheep, flax, cotton, angora goats
Elizabeth Perry	



Celia Radke	Spinner, knitter, rug braider, spinnable dog
Bill and Vicky Ralph	Wheel restoration
Shelly Reif	Spinner, knitter, dyer, sheep
Amelia Roberts	Spinner, dyer, knitter
Laurel Schuman	Spinner, weaver, dyer, knitter, retail merchant (Woolsworth, Ltd.)
Mildred Scudder	Weaver; The Tabby Shop
Debbie Serviente	Spinner, weaver, dyer, knitter
Marian Smith	Spinner.
Kay Stickane	Spinner, knitter, angora rabbit
Hester Taylor	Spinner, knitter, crocheter, tatter
Sue Thompson	Spinner, dyer, knitter, crocheter, sheep
Lonnie Tuttle	Spinner, sheep
Jean Warholic	Spinner, knitter, dyer
Arenda Weishaupt	Spinner, weaver, dyer
Nancy Parduhn Wilson	Spinner, weaver, dyer, knitter
Ernestine Q. Wright	Spinner, knitter, crocheter
Diana Zweygardt	Spinner, weaver, dyer, knitter, sheep, llama, angora rabbits



## PATTERN OF THE MONTH\*\*\*


# Leg Warmers

**ALL-AROUND RIB** (above, left)  
**MATERIALS:** Nomis Excellence worsted-weight yarn (100 gr. skeins)—2 French blue; size 9 knitting needles OR SIZE FOR GAUGE.

**GAUGE:** Rib, slightly stretched—3 sts, 4 rows = 1 inch.

**TO MAKE:** Cast on 26 sts. Row 1 (right side): K 2, \*p 1, k 2. Rep from \* across. Row 2: P 2, \*k 1, p 2. Rep from \* across. Rep Rows 1 and 2, inc 1 st each end every 2 inches 9 times; working added sts in ribbing established—44 sts. Work even until piece measures 21" or desired length. Bind off loosely in ribbing. Sew back seam.

They knit up fast (no feet—one size fits all) and are the most fashionable way to keep warm



**CHAIN STITCH** (above, right)  
**MATERIALS:** Nomis Lusto worsted-weight yarn (100 gr. skeins)—2 pink; size 10 knitting needles OR SIZE FOR GAUGE.

**GAUGE:** Slightly stretched—3 sts, 4 rows = 1 inch.

**PATTERN STITCH:** Row 1 (right side): P10, sl 1, p 2, sl 1, p 2, sl 1, p 10—to sl st, hold yarn in back as if to knit. Row 2: K 10, p 1, k 2, p 1, k 2, p 1, k 10.

**TO MAKE:** Cast on 27 sts. Work in k 1, p 1 ribbing for 3 inches. Change to pat st, inc 1 st each end every inch 9 times working added sts in pattern—46 sts. Work even until piece measures 21 inches or desired length. Cuff: Work in k 1, p 1 ribbing for 5 inches. Bind off loosely in ribbing. Sew back seam. Fold cuff down. ★

INSTITUTE/NEEDLEWORK & SEWING CENTER  
 VALENTINA ANASTASIA SNELL  
 Illustrations by Robert Penny

## 1990 — TWO AFGHANS FOR MARKET DAY\*\*\*

—Natural-colored afghan: Eleanor May is in charge of this. Colors are limited to undyed, natural shades.

—Afghan from dyed wool: Anne Furman is in charge of this, and she will supply the wool, which she has dyed in three colors. She'll be handing out wool at the March meeting; if you can't attend, call Anne. It's up to you how you blend and spin your portion.

Needed: Total of 20 contributions:

—18 swatches to measure 8" x 16"

—2 strips to measure 8" x 16"

—(if you want to do strip(s), call Ellie or Anne)

Guidelines:

—Use animal fibers

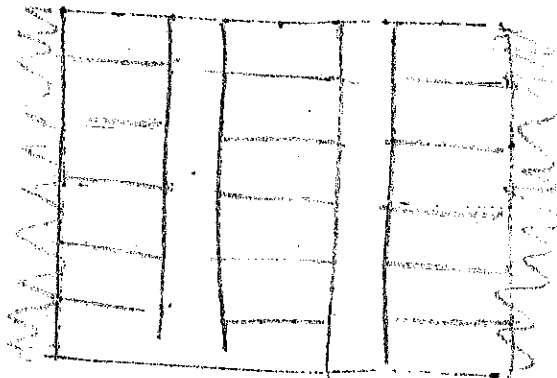
—Yarn size no finer than sportweight

—Variety of yarn size & construction is encouraged

—Knit or crochet the swatch

—Provide enough extra yarn for fringe

—Finished size is crucial! Use a test swatch to determine gauge after washing (see below).



48" x 64

Timetable: Swatches should be ready for piecing at the April meeting so that the finished afghan can be displayed locally as advertisement prior to Market Day.

## MAKING A TEST SWATCH\*\*\* Kay Stickane

Have you ever made a garment which fit perfectly and then had the thing miraculously change sizes on you? Wool has the wonderful capacity to stretch with your movements and then bounce back again. When it relaxes again, like after being washed, your garment may be smaller than you originally intended it to be; you may knit at one gauge, and end up with another gauge altogether. Because this afghan will be made of many different fibers under different tensions (so many spinners!), it will pose some challenges in this area.

Before you make your afghan contribution, start by making a test swatch — a 4"x4" square knitted (or crocheted) in the pattern you plan to use. Then wash it gently in warm, soapy water. Mild dish detergent works well. It is best to just let it soak as agitation may start the felting process. Then rinse by soaking in several changes of clean water until all the soap is out. Gently squeeze out the extra water. Then spin cycle in a washing machine does great, or roll in a towel. Lay the sample on a dry towel and shape into a square, using pins to hold the shape if necessary. Allow to dry. Remove any pins. Now, measure your gauge, that is, the number of stitches per inch and the number of rows per inch that you get with those needles using that pattern. Use this gauge in knitting the afghan swatch. Then wash the swatch and block it in the same way — it should come out to be 8"x16" — and bring it to the April meeting.

Follow these test swatch instructions for determining gauge for any project, remembering to wash your test swatch as you plan to wash the finished piece, for pleasing results. I can think of several times I wish I had!

## NEWS FROM OTHER GUILDS\*\*\*

The newsletter edited by Pat King for the Peachtree Handspinners Guild in Georgia offers the following good ideas:

"STUDY GROUPS: Have an interest that we may not get to this year? Form a study group of like-minded spinners and pursue it. Don't wait for someone else. Try. Share your new-found knowledge with others. This is how we will all grow.

"SPIN-OFF GROUPS: ...I would like to see every one who would like the opportunity to spin socially have somewhere to go. One thing I have heard is that while everyone enjoys the programs and events sponsored by the guild, there never seems to be enough time to just spin and talk. I know that by the time I have spoken to everyone I want to talk to, the afternoon has flown and I am lucky if I have been able to sit down, much less spin. If you can't attend regular meetings but still want to spin, call a friend and get together..."

And on the subject of demonstrating, their members make the following suggestions: "Bring just enough equipment to make one trip from your car to the site. Two trips tops.... Use the buddy system... Bring samples and touchable things to distract people from untouchable things...If it is towards adults, bring a drop spindle and review the history of spinning. For children you can do the same, but approach it in a different manner. Open with, 'Did you know...' statements and compare spinning with twisting their hair with their finger."

## GOOD NEWS FOR SHEEP RAISERS\*\*\*

Nancy Morey wants to make sure that all of you shepherds out there know that Ivermectin, the somewhat miraculous wormer (it removes most internal AND external parasites) is now available as a drench; previously, it had to be injected.

## CALENDAR OF EVENTS \*\*\*

March 4: MATH (Museum of American Textile History, N. Andover, Mass) exhibit opening: Hand Spinning in the Industrial Age: Patented Progress. This exhibit focuses on patented spinning wheels from the US in the mid-19th century and features the Museum's collection of hand tools and implements. Exhibit runs till August 3. MATH is also offering numerous lectures and workshops. See me for details.

March 30 and 31: Color and Design Workshop with New Zealand designer Lee Anderson. Two different groups, 9am-5pm plus 1 1/2 hour slide lecture in the evening on each day. Call Millie Bankert at 315/861-5602 (home) or 315/853-3389 for more info or to make reservation.

March 30, 31, April 1: Comprehensive Spinning Seminar with Celia Quinn. Ellis Hollow Community Center.

April 6-8: Spinning Seminars with Celia Quinn. Varna. See article.

May 5 & 6: Maryland Sheep & Wool Festival, West Friendship, MD.

May 12 & 13: New Hampshire Sheep & Wool Festival, New Boston, NH.

May 20: MATH Annual Sheep Shearing Festival. N. Andover, Mass.

June 8-10: Ontario Handspinning Seminar. Toronto. See me for information. It should be a wonderful time. Wool will be the featured fiber.

June 15-17: Midwest Weavers Conference, Pittsburgh, PA.

July 12-15: Convergence, San Jose, CA.

July 31-August 4: Embroiderers Guild of America: Mideastern Regional Seminar, SUNY Binghamton. Featuring "Crewel with Needle Lace" taught by Judy Jeroy, "Seminole Patchwork" taught by Linda Halpin, and other classes. Registration for non-members starts March 1. For more info contact Janis Hunsinger, 1752 Terrace Dr., Vestal, NY 13850, 754-1915, 9am-9pm.

August 24-September 3: New York State Fair.

September 23-30: SOAR, Silver Bay (Lake George), NY.

November 2-4: North East Handspinners "Gathering", Lower Shaker Village, Enfield, NH.

### ADVERTISEMENTS \*\*\*

#### Advertising rates:

1-3 lines: \$1 for one time, \$2 for three times.

4-12 lines: \$5 for one time

13 lines- 1/2 page: \$10 for one time

For Sale: Bred ewes. Border Leicesters and Leicester crosses, Targhee - Finn cross. Bred to purebred Leicester ram. \$75 and up. Moonshadow Farm, 564-9223.(3/3)

Harrisville Design floor loom with adjustable bench. 4-harness, 22 inch width. \$350.00. Jill Lott, 607/656-7537. (3/3)

Angora buck goat and bred angora does for sale. \$150 each. Moonshadow Farm, 564-9223.(3/3)

For Sale: Macomber 72" 4 harness loom with sectional beam, bench, reed, push shuttles. Perfect for rugs or coverlets. Delivery can be arranged. \$2200. Joan Koster, 692-4398, RD 1 Box 32 Itaska, Whitney Point, NY 13862. (2/7)

For Sale: Saxony spinning wheel by Country Craftsman. Excellent condition. \$135.00. Also, wanted: Used Ashford Traditional wheel. Want to make a trade? Marcia Vann, 387-9262. (2/4)

#### Spinning Special on Louet wheels:

S10	\$195	S51	\$210
S15	\$180	S70	\$275
S15 kit	\$155	S71	\$295
S40	\$265	S75	\$195

Fiber Special: 100% wool that feels like Alpaca. (Mill Closeout.) I think it is alpaca, but it was listed as wool. \$8.00/lb.

Coopworth Cross Rovings, light silver gray, \$10.00/lb.

For more information contact Spinner's Hill Shop, RD #1 Box 118, Brackett Lake Road, Bainbridge, NY 13733. Lisa Ann Merian, 843-6267. If no answer, please leave a message - it's lambing time. (2/2)


**Romney Ram for sale:** Our good friend Ranger, a handsome silver-gray Romney, he-man and son of the famous stud "Baby", needs a new harem whose wool wants lengthening and new color. Make offer! Shelly, 387-6760. (1/3)

### The Last Word\*\*\*

When Nancy Demjanec talks about natural dying, she doesn't mean she collects lichens and goldenrod. No, she uses Ciba acid dyes. Here, the word "natural" refers to her mode of dress, which is au naturel.

Apparently, the warmth and privacy of dying out on the back porch last summer led her to think about taking a tan while the dyepot simmered. It worked out well as long as she remembered to keep an eye out for the LP gas man. Fortunately he didn't show up that day.

Further reports (or sightings) of variations on this theme will be welcomed by this column.



**Black Sheep Handspinners Guild**  
P.O. Box 6701  
Ithaca, NY 14851



Kay Stickane  
6341 Willow Creek Rd  
Ithaca, NY 14850

Submissions for April due by the beginning of the last week in March.

