



 BLACK SHEEP HANDSPINNERS GUILD Newsletter 70 - May 1984
 P.O. Box 6701 Editor: Marianne Horchler
 Ithaca, N.Y. 14851 R.D. # 1, Genoa, N.Y. 13071

May Monday Meeting

Jean Warholic presented an interesting program on color & dyeing on May 14 (See "Varigations on a Theme" on page 2 of this Newsletter).

UPCOMING BSHG MEETINGS

- * SATURDAY May 26: 12-4PM at Varna. Jean Warholic will bring the makings for a Rainbow Dyepot; she will need approximately one lb. of greasy fleece for the dyepot...
- * MONDAY June 9: 10AM-3PM at Varna. Program change: Our President, Virginia Lance, who was to have presented a program on "Making wild baskets", will be unable to do so due to a broken ankle! The program will be rescheduled at a later date. To replace it we are inviting those who attended the Bro. Kim Malloy workshops to report on some of the things they did and what they liked and did not like. Please bring your worksheets and samples for discussion.
- * SATURDAY June 30: 12-4PM at Varna. No program scheduled at this time. Bring your wheels and show-and-tells.

NEWS & NOTES FROM THE LIBRARY:

We still have several issues of Barbara Walker's KNITTING FROM THE TOP. If anyone wants one let Kathie Garnsey know. Money or check should be given to Mary Ann Sumner.

Also, if there are some books that the library should have please let Kathie Garnsey know. Perhaps we can replace some of the old ones that have not been returned and purchase new ones that we might be interested in. Maybe we should have a new magazine subscription. Please let me know your thoughts so I can ask the officers for the appropriate funds.

STILL MORE MISSING FROM THE LIBRARY

- | | |
|-----------------|--|
| - M.A. Lynch | - several issues of "The Web" |
| - C. Altmann | - "Shuttle Spindle & Dyepot" winter 1981 |
| - S. Richter | - "Weaver's Newsletter" periodicals '76,877,78 |
| - C. Altman | - "Weaving for Beginners" |
| - D. Brown | - "Handwoven" November 1981 |
| - M. Wikoff | - Shuttle, Spindle & Dyepot, Fall 1981 |
| - F. Manan--- ? | - several issues of "Handwoven" |
| - S. Hokanson | - "Interweave" Fall 1980 |
| - M. Wikoff | - "Handwoven" September 1982 |
| - Jean Currie | - HANDSPINDLES |
| - J. Johnston | - 101 Questions for Spinners |

P.S. As far as I know, none of the books listed last month have been returned.

VARIGATIONS ON A THEME...

(Ways of adding color to your handspun yarns)

Jean Warholic

Program of 5/14/84

Dye at Various Stages

1. In the fleece or raw fiber
 2. In the carded or processed form -- roving, sliver, top, brick, batt
 3. In the skein (singles, plied)
 4. In the fabric (or unfinished piece)
 5. In the finished piece or garment
- Remember: entering dry fibers or skeins will give you greater variation than entering them wet in a dyepot.

Methods of Dyeing for Color Variety

1. Sprinkle on -- rainbow dyeing (simmered in kettle)
casserole dyeing (baked in oven)
spot dyeing (dye small areas, bake as for casserole dyeing)
2. Spray on -- simmer or bake as for rainbow or casserole dyeing
3. Dip selectively -- such as dipping half a skein in a dyepot
4. Paint on -- as for warp
5. Tie-dye -- ikat (tightly tied), plangi (fabric stuffed and tightly tied), tritik (fabric stitched/tightly gathered)
6. Resist dye -- batik (wax) or starch resist dyed (usually for fabrics)
7. Printing -- usually for fabric (various methods include block, stencil, silk screen, transfer, etc.)
8. Cross-dyeing -- dye different fibers, (such as cotton and wool blended) with dye which will take to only one fiber, not the other. Or, for example, dog hair and wool, with the same dye (and the wool will take the dye more darkly than the dog).

Methods of Combining (in a yarn).

1. Spin directly from the fiber -- no preparation
2. Tease lightly by hand
3. Handcard colors -- roughly blending, or finely blending
4. Machine card colors -- roughly or finely blending
5. Hand card or machine card and layer the colors for two or more colors before spinning
6. Dye colors separately and:
 - a. spin together (gives almost a plying effect)
 - b. ply together
 - c. spin alternately (for example, red/pink/red/pink)
 - d. ply alternately (for example, a two-ply yarn using three singles)
 - e. spin a yarn, inserting small bits of another color (noils? nops?) for texture and color
 - f. ply two or more yarns, inserting small bits of other colors

MANY THANKS to those who brought or loaned samples of many of these methods and helped make this a visual and colorful program!

A general recipe for rainbow and casserole dyeing follows, courtesy of Mrs. Rainbow-dyeing herself, Jean Steiber, from the Thistledown Handspinners Guild of Norwich, N.Y.

NOTE: For casserole dyeing, lay the fibers in a stainless steel, enamel or glass baking pan after putting the solution in, and bake at 350°F for a half-hour to hour.

RAINBOW FLEECE

(Jean Steiber)

Any type of fleece may be used for this, such as grease fleece, roving, top, etc., but I prefer "fleece in the grease" or unwashed wool. Long staple is also preferred, but the shorter ones also work and are nice for making tweeds and novelty yarns.

I usually start with a whole fleece, spreading it out on the floor and tearing or removing sections of fleece to fit the kettle I am using. As each section is removed, I then pack them in layers with the dirt side down in cardboard boxes for ease in handling. (This is excluding the tag ends.)

I then prepare the dye kettle using a large enamel preserving kettle, but any size may be used. Fill the kettle about 1/4th full of water, add one cup white vinegar, 1/4 cup Glaubers salt, and 2 or 3 squirts of liquid detergent. Stir to dissolve the salt and then place the section of dirty wool in the bath, with the dirty ends down in the kettle. Press the wool down with a wooden spoon to moisten and let cook for a few minutes to be sure the wool is wet. Hold the heat to a simmer as boiling will not give the mottled dyeing. However, you will still get a good dye job, but of one color only.

Sprinkle the appropriate colors of Ciba dry dye on sections of the fleece as you desire and let simmer for 1/2 hour uncovered. As the dye bath simmers, the two colors will blend and form the "Rainbow Fleece."

Color suggestions: Red & Yellow
Blue & Yellow
Blue & Red

Let the wool cool until it can be handled, then wash and rinse in warm water carefully to keep the fleece in one piece. Drape over a clothesline in the shade to dry, or dry on screens.

UPCOMING EVENTS

- * Ithaca Festival - June 2 weekend. We need more volunteers to demonstrate spinning, carding etc. Please call Virginia Lance 257-3737 or Mary Ann Sumner 257-5754.
- * 41st Annual New York State Sheep Show & Sale: Show at 10AM June 1, Sale at 10AM June 2. Over 350 sheep consigned this year. Breeds include: Border Cheviot, Columbia, Corriedale, Polled Dorset, Horned Dorset, Hampshire, Merino, Montadale, Oxford, Rambouillet, Romney, Shropshire, Southdown, Suffolk, & Tunis. This will be held at the Livestock Pavilion, Cornell University, Ithaca. A good opportunity to see many different breeds of sheep (not in the fleece though which is too bad for us spinners - but some consignors might have fleece samples).
- * "Designing and Dyeing an Ikat Warp" a workshop with Liza Lamb sponsored by the Lamb-to-Loom Guild, Saturday, June 2, 10AM-4PM at Itaska Valley Farm, Itaska, NY (near Whitney Point). Fee: Lamb-to-Loom members \$8, non-members \$12. Send check to Sheril Green, 2177 Farm to Market Rd., Johnson City, NY 13790. For more info. call Itaska Valley Farm 692-4398. Bring to the workshop: bag lunch, white or natural cotton for warp (carpet warp is fine), & warping board if you have one.
- * 3rd Annual Spring Workshop - Machine Knitting: demonstrations & instructions by Mabel Keith, June 9 & 10, 9:30AM - 4PM. Sponsored by the Fabric & Knitting Mill of Camden, NY, the workshop will be held at St. John's Parish Hall, 10 Third St., Camden. Fee: \$25 either day; \$45 for both days (includes continental breakfast 8:45AM & luncheon buffet). Deadline: June 6. Send check to The Fabric & Knitting Mill, 64 Main St., Camden, NY 13316. For more info. contact Joan Drummond at 315/245-2404 or 245-0407, or see Marianne Horchler.
- * 6th Annual Sheep & Wool Festival sponsored by the Southern Maine Sheep Association, June 16 & 17, 9AM-5PM, Cumberland Fairgrounds, Cumberland, Maine. Will include: Sheep to Shawl Competition, International Sheep dog Trials, Shearing Contest, Gourmet Lamb Cooking Demonstration, Wool Products Contest, Sheep Sale, Fleece Show & Sale, Feeder lamb sale, Sheep Dairying, Blocking Demonstration & Contest, Demonstrations of Shearing, Carding, Spinning, Dyeing & Weaving. For Info.: Judi Carll, N. Waterboro, Maine, 247-5878.
- * Father's Day Weekend Outdoor Art & Craft Show: sponsored by the Camillus Art Association, June 16-17, 10AM-5PM at the Camillus Municipal Bldg. grounds, 4600 W. Genesee St., Fairmount (W. of Syracuse). All original arts & crafts are eligible; no commercially manufactured merchandise or work made from kits will be accepted. Fee: \$20 for 10'x10' space. Make check payable to Edwin R. Lambert & send to Camillus Art Association c/o Edwin R. Lambert, 201 Danbury Dr., Syracuse, N.Y. 13219.
- * Summer Classes/Workshops dealing with textiles at the Thousand Islands Craft School and Textile Museum, 314 John St., Clayton, NY 13624. Classes start July 6 & include: handmade felt, Bobbin lace, Rag rug weaving, Batik painting, Beginning weaving, Intermediate & advanced weaving, Woven garments, Quilting, etc. Fees vary between \$85 for a 1-week course & \$145 for 2 weeks. Write to the above address (Attn. Ms. Jane Gillett) or see Marianne Horchler.

* "Handwovens for the Home": Sponsored by the Catskill Art Society, Sullivan County Cultural Center, Hurleyville, NY 12747. This series of Weaving Workshops will include: "Theory & Tie Down Weaves" (July 9-11, \$45), "Finnish Linens" (July 19-20, \$30 + \$45 materials), "Tapestry" (July 25-27, \$45 + \$15 materials), "Overshot Colonial" (July 31-Aug. 2, \$45), "Carved Pile" (August 8-10, \$45), "Translucencies" (Aug. 20-22, \$45), "Woven Wall hangings" (Aug. 27-29, \$45). Registrations are due June 28; send check to CAS, Box N, Hurleyville, NY 12747. For more details, write to above address or call Marianne Horchler (315/497-1542).

* 2nd Annual Conference on the Creation of Complex Weave Structures: July 11-13, Mineral Point, Wisconsin. Sponsored by the Charles Babbage Research Centre. Registration fee: \$95; graduate students: \$45; speakers: \$75. Program is not set yet. Write Janet Hoskins, Dept. of Clothing & Textiles, University of Manitoba, Winnipeg, Manitoba, R3T 2N2, Canada.

NOTES

- Dora Swart has been ill recently; we've missed her at our guild meetings and send her many Get-Well Wishes! We hope to see her again soon.
- Kay Ridell-Stickane had a new baby girl in April. Congratulations!

SPINNERS' EXCHANGE

From Mary Ann Sumner:

Color Your Spinning

This past year I've become quite enthusiastic about dying wool before spinning. Fleece may be scoured during dying, saving a whole step. If the dyed color is disappointing carding with another color is more flexible than top dying to improve the color. Dying fleece eliminates worry about evenness of the dye. Unevenness is blended during carding. In fact sometimes the more uneven the better.

Spinning colors is fun! Most important, blended colors are more attractive than "flat" ones. Still, color theory remains something of a mystery to me. If I want a greenish blue fabric I may add a little yellow to my blue dye pot. I may card a little green or yellow wool with my blue wool or I may weave a blue warp with a green weft.

To try some of these ideas in a hurry I decided to weave a color gamp. To simplify my first attempt I decided to use tints and shades of one color rather than a color wheel. Some ideas were gleaned from "Pointillist Color Effects in Spinning -- A Study Program" by Flo Deems in Spin Off volume four 1980.

I chose red and made nine colors from white through red to black. I estimate I'll need nearly 100 yards of each color. So I made one ounce of each color and tried to spin about 100 yards/ounce. I planned the colors mathematically as follows: 1) 100% white; 2) 75% white - 25% red; 3) 50% white - 50% red; 4) 25% white - 75% red; 5) 100% red; 6) 25% black - 75% red; 7) 50% black - 50% red 8) 75% black - 25% red; 9) 100% black (with wisps of red and white cleaned from carder). For these blends I used four ounces of red wool, 2½ ounces white and 2½ ounces black.

Right away I learned that the darker color dominates -- i.e. the red-white blends looked much more red than white and the red-black blends looked more black than red. When I try this again I will use (bear with me): 1) 100% white; 2) 5% red - 95% white; 3) 20% red - 80% white; 4) 50% red - 50% white; 5) 100% red; 6) 95% red - 5% black; 7) 80% red - 20% black; 8) 50% red - 50% black; 9) 100% black. I may also blend a few red fibers into #'s 1 and 9 and a few black and white fibers into the red #5.

The color gamp is made by warping each color 2" - 3" in order across the width of the fabric. Then weaving a 2" - 3" block of each color resulting in 81 blocks from white in the upper left hand corner through red in the center to black in the lower right corner. In a balanced tabby weave the lower left will be symmetrical with the upper right. I'm going to try a 3-1 twill (weft thread over two warps, under one). So in the lower left the dark threads will dominate and in the upper right the light colors will dominate.

NOTE: Send your contributions for the Spinners' Exchange to Marianne Horchler, R.D. # 1, Genoa, N.Y. 13071. Deadline for the June Newsletter is June 18. This is your opportunity to ask questions, relate events, solve problems etc. (anything that has to do with spinning, carding, dyeing, felting, working with fibres, raising sheep & other fibre animals is relevant).

ADVERTISEMENTS

Reminder: Our rates are \$1 for 1 run, \$2 for 3 runs. Make check payable to Black Sheep Handspinners Guild and send to Marianne Horchler at above address.

FRESH FLEECES? Wash them now for best results and bring them for custom CARDING to WOOLWORKS, 1025 Bostwick Road, Ithaca 607/272-2697. Blend colors, add color for variegated yarn or blend in an exotic fibre with your wool. Tussah silk bricks \$7 for approx. 4½ oz. Dyed wool \$.75 an ounce. Put some excitement in your spinning! Also try spot dyeing of roving made from your best 4" or longer fleeces. Batts are \$2/washed pound, roving \$3/washed pound. Call Joan Johnston for an appointment - Evening is best.

1/1

FOR SALE: SEVERAL BLACK LAMBS FOR FREEZER OR PETS. ONE WETHER HAS A NICE HANDSPINNING FLEECE. Kathie Garnsey, (315) 364-8889.

1/1

Yarn for sale -- rug wool, cotton, single-ply linen, many odds and ends including some Berroco yarn. Loopers for weaving or crocheting rugs and placemats. Reasonably priced because I have to clear out -- soon! Karey Solomon 546--8344.

1/1

For Sale: Ralph and Henry, Pet wethers. Mostly Romney, silver and dark silver. Very gentle - will tie and lead. Aggressive toward dogs. Also for sale 1949 Ford 1½ Ton Stake Truck. Wonderful condition. Registered & NYS Inspected. Daisy Kirkpatrick, Box 100, Slaterville Springs, NY 14881. 607/539-7941.

2/3

Ashford & other spinning wheels, many fibres, hand & drum carders, spinning accessories, knitting machines, wool yarns, books, T-shirts, posters, stamps, sheepy items, more. Also registered white & colored Finnsheep, registered black Border Leicesters, and Finn crosses, mostly Finn x Dorset and Finn x Border Leicester; portable electric fencing & chargers. Free catalog - mail order or come to: THE WOOLERY, R.D. # 1, Genoa, N.Y. 13071. Phone: 315/497-1542. No shipping charges on Ashford wheels and on most of our knitting machines. 6/12

Great LAMBS! Excellent nutrition and health for maximum wool production in Romney, Romney-Finn, and Finn X. Black or white, ewes or rams, twins or triplets. Only \$40-\$50 if you get them now. Joan Johnston, 607/ 1/1
272-2697.

For sale: $\frac{1}{2}$ Border Leicester lambs, white & colored, for breeding; a few white & black lambs for pets or meat. Reasonable. Write Marianne Horchler, La Bergerie, R.D. # 1, Genoa, N.Y. 13071, or call 315/497-1542. 2/3

ON SALE UNTIL SOLD... Louet S50. Regularly \$229, now only \$149. Way Station Yarns, Greene Depot, Greene, N.Y. 13778. 656-7669. Quilting, knitting, spinning, weaving, classes. 2/3


For Sale: one black $\frac{7}{8}$ Finn $\frac{1}{8}$ Morlam ram lamb, twin, born mid-January; has beautiful fine coal black fleece, uniform throughout, and extremely soft. His dam (black) is a twin and has produced some excellent breeding rams; sire is a registered black Finn (triplet) whose dam has had quads & quintts. Our best unregistered black ram lamb this year! Also a few young ewes, black & white, mostly Finn X, & some white $\frac{1}{2}$ Finn $\frac{1}{2}$ Border Leicester ewe lambs (twins & triplets) & $\frac{1}{2}$ Finn $\frac{1}{2}$ Dorset ewe lambs (triplets, quads & quintts). Marianne Horchler, La Bergerie, R.D. # 1, Genoa, N.Y. 13071. 315/497-1542. 2/3

FOR SALE: Registered Lincoln and Registered Romney Sheep. Also for sale, crosses of these two breeds plus crosses with Border Leicester in Grey, charcoal Brown and Black. Gloria Scannell, Weavercroft Farm, R.D. # 1, Schodack Landing, N.Y. 12156. 518/732-2916. 7/9

BRAND NEW KNITTING MACHINES for the beginner, ideal for worsted weight yarns, only \$155! New Bartlett wool yarns in many beautiful colors: 1-ply sportweight, 2-ply worsted weight, and bulky; plus our exclusive Finn wool yarns (from our own purebred Finnsheep) in white and blue-grey for extremely SOFT garments. New BOOKS: "Natural Wool Dyes and Recipes" by Ann Milner, \$2.95; "Felting" by Marlie Claessen, \$4.50; the new "Finger Lakes Directory of Arts & Crafts", \$4.95.


Also order lamb from us for Christmas, Easter or any time, cut & wrapped to your specifications, and we'll deliver free to Ithaca area. Call Marianne Horchler, THE WOOLERY 315/497-1542, or write R.D. # 1, Genoa, N.Y. 13071. 6/6

Since the program on basketmaking has been cancelled, the instructions and pictures will appear in a future issue. In the meantime keep collecting and drying plant materials so as to be ready when the program is rescheduled!



"I SAID SHEEP, - NOT CHEAP."


sheep! magazine



Audubon, May '84, p 24



Black Sheep Handspinners Guild
P.O. Box 6701
Ithaca, N.Y. 14851



Kay Riddell Shickone

486 Hoyts Rd.

Ithaca, N.Y. 14850